

Ossiam STOXX® Europe 600 Equal Weight NR UCITS ETF 1C (EUR)

STRATEGY DESCRIPTION

The Equal Weight strategy seeks to avoid the large cap concentration and trend following bias of market cap weighted indexes, by attributing the same weight to each index constituent at each rebalancing date. The Equal Weight Index aims to provide investors with a more diversified exposure to the STOXX® Europe 600 Index, avoiding the dominance of a small group of stocks in the index.

- A strategy avoiding concentration and trend following bias
- Diversified exposure to the STOXX® Europe 600 Index
- Greater exposure to small and mid-caps than market cap indexes

PRODUCT PERFORMANCE SINCE INCEPTION

— Ossiam STOXX® Europe 600 Equal Weight NR UCITS ETF 1C (EUR)
— STOXX® Europe 600 Index NR (EUR)



Ossiam/Bloomberg/STOXX Ltd, calculation by Ossiam

PERFORMANCES 31/12/2018

	MTD PERF %	YTD PERF %	1-YEAR PERF %	3-YEARS ANNUALIZED PERF %	5-YEARS ANNUALIZED PERF %	ANNUALIZED SINCE INCEPTION %
Fund	-5.40	-11.92	-11.92	0.82	4.46	6.05
Index	-5.40	-11.94	-11.94	0.80	4.49	6.13
Investment Universe	-5.46	-10.77	-10.77	0.13	3.35	5.37

Ossiam/Bloomberg/STOXX Ltd, calculation by Ossiam

RISK PARAMETERS SINCE INCEPTION 31.12.2018

	ANNUALIZED VOLATILITY %	ANNUALIZED ALPHA %	BETA	1-YEAR TRACKING ERROR %	SHARPE RATIO	MAX DRAWDOWN %
Fund	16.56	0.62	1.01	0.02	0.37	-25.75
Index	16.57	0.69	1.01	—	0.37	-25.70
Investment Universe	16.06	—	—	—	0.33	-25.21

Ossiam/Bloomberg/STOXX Ltd, calculation by Ossiam

IMPORTANT INFORMATION :The value of the investment and the income from it will vary and your initial investment amount cannot be guaranteed. ETFs trade on exchanges like stocks and are bought and sold at market prices which may be different from the net asset values of the ETFs.

Past performance is not a reliable indicator of future performance.

Risk Consideration: Please notice that the fund is subject to specific risks such as index risk, derivative and counterparty risk and geographic concentration, in addition to common market risk. To know more about these risks, please refer to the Key Investors Information Document and Prospectus prior to investing.

SYNTHETIC RISK & REWARD INDICATOR



The SRRI represents the risk and return profile as presented in the Key Investor Information Document (KIID). The lowest category does not imply that there is no risk. The SRRI is not guaranteed and may change over time.

INDEX DATA

Name	STOXX® Europe 600 Equal Weight Index NR (EUR)
Investment Universe	STOXX® Europe 600 Index NR (EUR)
Bloomberg Ticker	SXXEWR Index
Inception Date	28.10.2010
Asset Class	Equity
Rebalancing Frequency	Quarterly

FUND DATA

Custodian	State Street Bank Luxembourg S.A.
Legal Form	Sub fund of Ossiam Lux SICAV
UCITS	Yes
Dividends	Reinvested
Fund total AuM	EUR 149,961,608
Share classe AuM	EUR 149,961,608
Net Asset Value	EUR 79,085
Number of Shares	1,896,212
Fund base Currency	EUR
Share Class Currency	EUR
ISIN	LU0599613147
Inception Date	16.05.2011
Replication Method	Synthetic
Total Expense Ratio	0.35%

DEALING INFORMATION

Cut-off	3:30 pm Luxembourg time
Minimum Investment (on the secondary market)	1 Share
Ticker for London Stock Exchange In fund currency (EUR)	
Bloomberg Ticker	S6EW LN
Ticker for London Stock Exchange in GBP	
Bloomberg Ticker	L6EW LN

TOP 10 HOLDINGS (%)

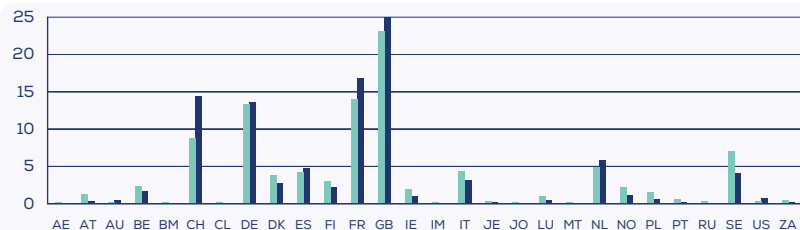
31.12.2018

	STOXX® Europe 600 Equal Weight Index NR	STOXX® Europe 600 Index NR
METRO AG	0.19	0.03
SCOUT24 AG	0.19	0.06
EPIROC AB	0.19	0.07
RECORDATI SPA	0.18	0.04
STANDARD LIFE ABERDEEN PLC	0.18	0.10
BOSKALIS WESTMINSTER	0.18	0.02
IG GROUP HOLDINGS PLC	0.18	0.03
ADMIRAL GROUP PLC	0.18	0.07
HALMA PLC	0.18	0.08
VALMET OYJ	0.18	0.03

Ossiam/Bloomberg/STOXX Ltd, calculation by Ossiam

CONTACT / INFO

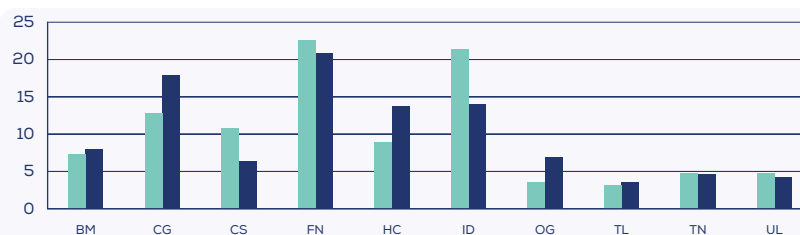
www.ossiam.com
 mail : info@ossiam.com
 TEL +33 1 84 79 42 70
 80 av. de la Grande Armée
 75017 PARIS - FRANCE



GEOGRAPHIC ALLOCATION (31.12.2018)

■ STOXX® Europe 600 Equal Weight Index NR (EUR)
 ■ STOXX® Europe 600 Index NR (EUR)
 Ossiam/Bloomberg/STOXX Ltd, calculation by Ossiam.

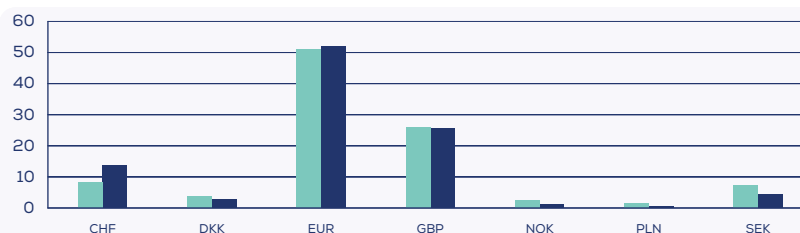
AE: United Arab Emirates • AT: Austria • AU: Australia • BE: Belgium • BM: Bermuda • CH: Switzerland • CL: Chile • DE: Germany • DK: Denmark • ES: Spain • FI: Finland • FR: France • GB: United Kingdom • IE: Ireland • IM: Isle of Man • IT: Italy • JE: Jersey • JO: Jordan • LU: Luxembourg • MT: Malta • NL: Netherlands • NO: Norway • PL: Poland • PT: Portugal • RU: Russian Federation • SE: Sweden • US: United States • ZA: South Africa



SECTOR ALLOCATION (31.12.2018)

■ STOXX® Europe 600 Equal Weight Index NR (EUR)
 ■ STOXX® Europe 600 Index NR (EUR)
 Ossiam/Bloomberg/STOXX Ltd, calculation by Ossiam.

BM: Basic Materials • CG: Consumer Goods • CS: Consumer Services • FN: Financials • HC: Health Care • ID: Industrials • OG: Oil - Gas • TL: Telecommunications • TN: Technology • UL: Utilities



CURRENCY ALLOCATION (31.12.2018)

■ STOXX® Europe 600 Equal Weight Index NR (EUR)
 ■ STOXX® Europe 600 Index NR (EUR)
 Ossiam/Bloomberg/STOXX Ltd, calculation by Ossiam.

CHF: Swiss Franc • DKK: Danish krone • EUR: Euro • GBP: British Pound • NOK: Krona Norwegia • PLN: Polish Zloty • SEK: Swedish Krona

This document is a document of a commercial nature and not a document of a regulatory nature.

Ossiam Lux (the SICAV) is organized as an investment company with variable capital under the laws of the Grand-Duchy of Luxembourg and was approved by the Luxembourg market authority CSSF. The SICAV has appointed Ossiam as its management company, responsible for the investment management, administration and distribution of the SICAV. The management company has appointed State Street Luxembourg as Administrative Agent, Paying Agent, Domiciliary and Corporate Agent, Registrar and Transfer Agent of the SICAV. Ossiam, a subsidiary of Natixis Investment Managers (formerly Natixis Global Asset Management), is a French asset manager authorized by the Autorité des Marchés Financiers (Agreement No. GP-10000016).

This content of this document has been approved by Ossiam, a French regulated management company operating in the UK under a UCITS passport for marketing. When provided in the UK, this document is distributed for information purposes only to Professional Clients or Eligible Counterparties for the purposes of the FSA Handbook and may not be relied or acted upon by any other person.

STOXX and its Licensors will not have any liability in connection with the STOXX® EUROPE 600 EQUAL WEIGHT NR. Specifically, STOXX and its Licensors do not make any warranty, express or implied and disclaim any and all warranty about: The results to be obtained by the STOXX® EUROPE 600 EQUAL WEIGHT NR, the owner of the STOXX® EUROPE 600 EQUAL WEIGHT NR or any other person in connection with the use of the STOXX® EUROPE 600 EQUAL WEIGHT Index NR and the data included in the STOXX® EUROPE 600 EQUAL WEIGHT Index NR; The accuracy or completeness of the STOXX® EUROPE 600 EQUAL WEIGHT Index NR and its data; The merchantability and the fitness for a particular purpose or use of the STOXX® EUROPE 600 EQUAL WEIGHT Index NR and its data; STOXX and its Licensors will have no liability for any errors, omissions or interruptions in the STOXX® EUROPE 600 EQUAL WEIGHT Index NR or its data; Under no circumstances will STOXX or its Licensors be liable for any lost profits or indirect, punitive, special or consequential damages or losses, even if STOXX or its Licensors knows that they might occur. The licensing agreement between OSSIAM and STOXX is solely for their benefit and not for the benefit of the owners of the STOXX® EUROPE 600 EQUAL WEIGHT NR or any other third parties.

ACCESS TO THE PRODUCTS AND SERVICES FEATURED ON THIS PRESENTATION MAY BE SUBJECT TO RESTRICTIONS FOR CERTAIN PERSONS OR COUNTRIES, EITHER UNDER A GENERAL PROHIBITION OR UNDER MARKETING RULES. ACCORDINGLY, NO PRODUCT OR SERVICE PRESENTED ON THIS DOCUMENT SHALL BE PROVIDED BY OSSIAM TO ANY PERSON WHO IS NOT LEGALLY AUTHORIZED. THE SAME APPLIES FOR COUNTRIES FOR WHICH OSSIAM HAS NOT APPLIED FOR MARKETING AUTHORIZATION.