

Ossiam World Minimum Variance NR UCITS ETF 1C (USD)

STRATEGY DESCRIPTION

The Minimum Variance strategy is an investment approach that aims at reducing volatility compared to market cap weighted equity benchmarks, while maintaining a high level of diversification.

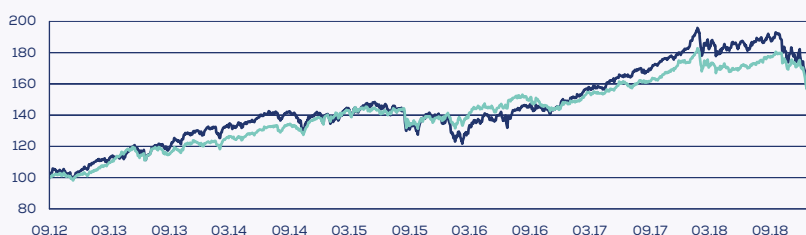
The strategy uses estimates of individual stocks risks and correlations to construct a long only portfolio with defensive properties.

This approach is suitable for buy-and-hold investors with a multi-year time horizon seeking an equity exposure with significantly lower volatility

- Exposure to the equity risk premium
- Volatility reduction objective
- Benefit from the low volatility anomaly

PRODUCT PERFORMANCE SINCE INCEPTION

— Ossiam World Minimum Variance NR UCITS ETF 1C (USD)
 — S&P Global 1200® Index NR (USD)



Ossiam/ Standard & Poor's, calculation by Ossiam

PERFORMANCES

31/12/2018

	MTD PERF %	YTD PERF %	1-YEAR PERF %	3-YEARS ANNUALIZED PERF %	5-YEARS ANNUALIZED PERF %	ANNUALIZED SINCE INCEPTION %
Fund	-7.05	-6.59	-6.59	5.04	5.65	7.94
Index	-7.01	-5.71	-5.71	5.68	6.22	8.52
Investment Universe	-7.34	-8.70	-8.70	6.75	4.69	8.42

Ossiam/ Standard & Poor's, calculation by Ossiam

RISK PARAMETERS SINCE INCEPTION

31.12.2018

	ANNUALIZED VOLATILITY %	ANNUALIZED ALPHA %	BETA	1-YEAR TRACKING ERROR %	SHARPE RATIO	MAX DRAWDOWN %
Fund	8.82	2.35	0.66	0.35	0.90	-14.30
Index	8.83	2.93	0.66	—	0.97	-13.49
Investment Universe	11.05	—	—	—	0.76	-18.49

Ossiam/ Standard & Poor's, calculation by Ossiam

IMPORTANT INFORMATION :The value of the investment and the income from it will vary and your initial investment amount cannot be guaranteed. ETFs trade on exchanges like stocks and are bought and sold at market prices which may be different from the net asset values of the ETFs.
Past performance is not a reliable indicator of future performance.

Risk Consideration. Please notice that the fund is subject to specific risks such as index risk, derivative and counterparty risk and geographic concentration, in addition to common market risk. To know more about these risks, please refer to the Key Investors Information Document and Prospectus prior to investing.

SYNTHETIC RISK & REWARD INDICATOR



The SRRI represents the risk and return profile as presented in the Key Investor Information Document (KIID). The lowest category does not imply that there is no risk. The SRRI is not guaranteed and may change over time.

INDEX DATA

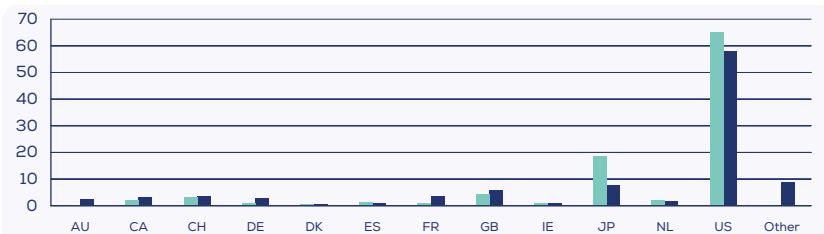
Name	Ossiam World Minimum Variance Index NR (USD)
Investment Universe	S&P Global 1200® Index NR (USD)
Bloomberg Ticker	OWMVNR Index
Inception Date	16.07.2012
Asset Class	Equity
Rebalancing Frequency	Semi annually

FUND DATA

Custodian	State Street Bank Luxembourg S.A.
Legal Form	Sub fund of Ossiam Lux SICAV
UCITS	Yes
Dividends	Reinvested
Fund total AuM	USD 16,162,762
Share classe AuM	USD 3,501,599
Net Asset Value	USD 168.346
Number of Shares	20,800
Fund base Currency	USD
Share Class Currency	USD
ISIN	LU0799656342
Inception Date	04.09.2012
Replication Method	Physical
Total Expense Ratio	0.65%

DEALING INFORMATION

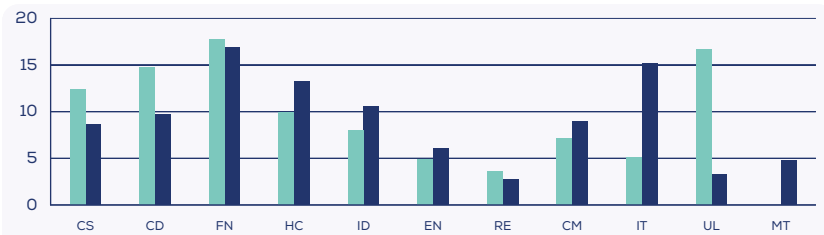
Cut-off	4:00 pm Luxembourg time (D-1)
Minimum Investment (on the secondary market)	1 Share
Ticker for London Stock Exchange In fund currency (USD)	
Bloomberg Ticker	WDMV LN
Ticker for London Stock Exchange in GBP	
Bloomberg Ticker	LWMV LN



GEOGRAPHIC ALLOCATION (31.12.2018)

■ Ossiam World Minimum Variance Index NR (USD)
 ■ S&P Global 1200® Index NR (USD)
 Ossiam/Bloomberg/Standard & Poor's, calculation by Ossiam

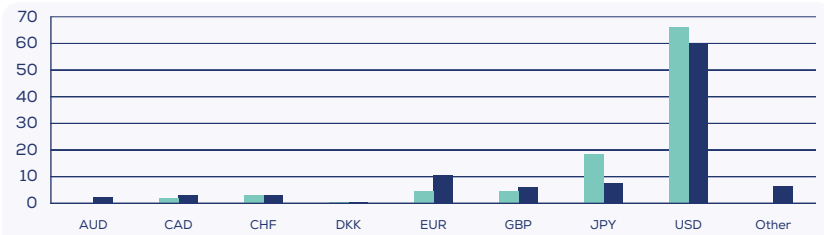
AU : Australia • CA : Canada • CH : Switzerland • DE : Germany • DK : Denmark • ES : Spain • FR : France • GB : United Kingdom • IE : Ireland • JP : Japan • NL : Netherlands • US : United States



SECTOR ALLOCATION (31.12.2018)

■ Ossiam World Minimum Variance Index NR (USD)
 ■ S&P Global 1200® Index NR (USD)
 Ossiam/ Standard & Poor's, calculation by Ossiam

MT : Materials • CS : Consumer Staples • CD : Consumer Discretionary • FN : Financials • HC : Health Care • ID : Industrials • EN : Energy • RE : Real Estate • CM : Communications Services • IT : Information Technology • UL : Utilities



CURRENCY ALLOCATION (31.12.2018)

■ Ossiam World Minimum Variance Index NR (USD)
 ■ S&P Global 1200® Index NR (USD)
 Ossiam/ Standard & Poor's, calculation by Ossiam

AUD : Australian Dollar • CAD : Canadian Dollar • CHF : Swiss Franc • DKK : Danish krone • EUR : Euro • GBP : British Pound • JPY : Japanese Yen • USD : US Dollar

TOP 10 HOLDINGS (%) 31.12.2018

	Ossiam World Minimum Variance Index NR	S&P Global 1200® Index NR
CME GROUP INC	3.23	0.19
SOUTHERN CO/THE	3.09	0.13
NISSAN MOTOR CO LTD	2.60	0.05
NEXTERA ENERGY INC	2.55	0.23
MCDONALD'S CORP	2.43	0.39
ASTELLAS PHARMA INC	2.25	0.07
DUKE ENERGY CORP	2.19	0.17
CONSTELLATION BRANDS INC-A	2.06	0.08
PUBLIC STORAGE	1.82	0.09
NORTHROP GRUMMAN CORP	1.72	0.12

Ossiam/ Standard & Poor's, calculation by Ossiam

CONTACT / INFO

www.ossiam.com
 mail : info@ossiam.com
 TEL +33 1 84 79 42 70
 80 av. de la Grande Armée
 75017 PARIS - FRANCE

This document is a document of a commercial nature and not a document of a regulatory nature.

Ossiam Lux (the SICAV) is organized as an investment company with variable capital under the laws of the Grand-Duchy of Luxembourg and was approved by the Luxembourg market authority. The SICAV has appointed Ossiam as its management company, responsible for the investment management, administration and distribution of the SICAV. The management company has appointed State Street Luxembourg as Administrative Agent, Paying Agent, Domiciliary and Corporate Agent, Registrar and Transfer Agent of the SICAV. Ossiam, a subsidiary of Natixis Investment Managers (formerly Natixis Global Asset Management), is a French asset manager authorized by the Autorité des Marchés Financiers (Agreement No. GP-10000016).

This content of this document has been approved by Ossiam, a French regulated management company operating in the UK under a UCITS passport for marketing. When provided in the UK, this document is distributed for information purposes only to Professional Clients or Eligible Counterparties for the purposes of the FSA Handbook and may not be relied or acted upon by any other person.

OSSIAM WORLD MINIMUM VARIANCE NR is not sponsored, endorsed, sold or promoted by Standard & Poor's Financial Services LLC ("S&P"), its affiliates or its third party licensors. Neither S&P, its affiliates nor their third party licensors make any representation or warranty, express or implied, to the owners of the OSSIAM WORLD MINIMUM VARIANCE NR or any member of the public regarding the advisability of investing in securities generally or in the OSSIAM WORLD MINIMUM VARIANCE NR particularly or the ability of the Ossiam World Minimum Variance Index Net Return USD (the "Index") to track general stock market performance. S&P's and its third party licensor's only relationship to Ossiam is the licensing of certain trademarks, service marks and trade names of S&P and/or its third party licensors and for the providing of calculation and maintenance services related to the Index. Neither S&P, its affiliates nor their third party licensors is responsible for and has not participated in the determination of the prices and amount of the OSSIAM WORLD MINIMUM VARIANCE NR or the timing of the issuance or sale of the OSSIAM WORLD MINIMUM VARIANCE NR or in the determination or calculation of the equation by which the OSSIAM WORLD MINIMUM VARIANCE NR is to be converted into cash. S&P has no obligation or liability in connection with the administration, marketing or trading of the OSSIAM WORLD MINIMUM VARIANCE NR. NEITHER S&P, ITS AFFILIATES NOR THEIR THIRD PARTY LICENSORS GUARANTEE THE ADEQUACY, ACCURACY, TIMELINESS OR COMPLETENESS OF THE INDEX OR ANY DATA INCLUDED THEREIN OR ANY COMMUNICATIONS, INCLUDING BUT NOT LIMITED TO, ORAL OR WRITTEN COMMUNICATIONS (INCLUDING ELECTRONIC COMMUNICATIONS) WITH RESPECT THERETO. S&P, ITS AFFILIATES AND THEIR THIRD PARTY LICENSORS SHALL NOT BE SUBJECT TO ANY DAMAGES OR LIABILITY FOR ANY ERRORS, OMISSIONS OR DELAYS THEREIN. S&P MAKES NO EXPRESS OR IMPLIED WARRANTIES, AND EXPRESSLY DISCLAIMS ALL WARRANTIES OF MERCHANTABILITY OR FITNESS FOR A PARTICULAR PURPOSE OR USE WITH RESPECT TO ITS TRADEMARKS, THE INDEX OR ANY DATA INCLUDED THEREIN. WITHOUT LIMITING ANY OF THE FOREGOING, IN NO EVENT WHATSOEVER SHALL S&P, ITS AFFILIATES OR THEIR THIRD PARTY LICENSORS BE LIABLE FOR ANY INDIRECT, SPECIAL, INCIDENTAL, PUNITIVE OR CONSEQUENTIAL DAMAGES, INCLUDING BUT NOT LIMITED TO, LOSS OF PROFITS, TRADING LOSSES, LOST TIME OR GOODWILL, EVEN IF THEY HAVE BEEN ADVISED OF THE POSSIBILITY OF SUCH DAMAGES, WHETHER IN CONTRACT, TORT, STRICT LIABILITY OR OTHERWISE. Standard & Poor's® and S&P® are registered trademarks of Standard & Poor's Financial Services LLC. "Calculated by S&P Custom Indices" and its related stylized mark are service marks of Standard & Poor's Financial Services LLC and have been licensed for use by Ossiam.

ACCESS TO THE PRODUCTS AND SERVICES FEATURED ON THIS PRESENTATION MAY BE SUBJECT TO RESTRICTIONS FOR CERTAIN PERSONS OR COUNTRIES, EITHER UNDER A GENERAL PROHIBITION OR UNDER MARKETING RULES. ACCORDINGLY, NO PRODUCT OR SERVICE PRESENTED ON THIS DOCUMENT SHALL BE PROVIDED BY OSSIAM TO ANY PERSON WHO IS NOT LEGALLY AUTHORIZED. THE SAME APPLIES FOR COUNTRIES FOR WHICH OSSIAM HAS NOT APPLIED FOR MARKETING AUTHORIZATION.

