

Ossiam US Minimum Variance ESG NR UCITS ETF 1C (USD)

STRATEGY DESCRIPTION

The Minimum Variance strategy is an investment approach that aims at reducing volatility compared to market cap weighted equity benchmarks, while maintaining a high level of diversification.

The strategy uses estimates of individual stocks risks and correlations to construct a long only portfolio with defensive properties.

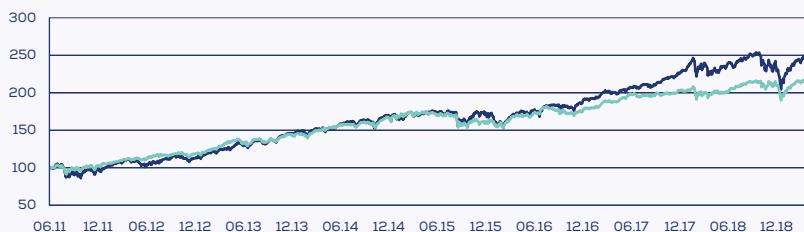
The optimization process is applied to a universe of stocks filtered according to ESG criteria (keeping 70% of the best rated stocks according to these criteria for each sub-sector, and excluding highly controversial stocks according to Sustainalytics rating scales).

This approach is suitable for buy-and-hold investors with a multi-year time horizon seeking an ESG-compliant equity exposure with significantly lower volatility.

- Exposure to the equity risk premium consistent with an ESG approach
- Volatility reduction objective
- Benefit from the low volatility anomaly

PRODUCT PERFORMANCE SINCE INCEPTION

— Ossiam US Minimum Variance ESG NR UCITS ETF 1C (USD)
— Solactive US Large Cap Net TR Index* (USD)



Ossiam/Bloomberg/Standard & Poor's/Solactive AG/Sustainalytics, calculation by Ossiam

PERFORMANCES

29/03/2019

	MTD PERF %	YTD PERF %	1-YEAR PERF %	3-YEARS ANNUALIZED PERF %	5-YEARS ANNUALIZED PERF %	ANNUALIZED SINCE INCEPTION %
Fund	1.02	9.86	10.17	8.64	7.67	10.47
Index	1.33	10.37	10.96	9.14	7.97	10.76
Investment Universe	1.88	13.60	9.01	12.96	10.42	12.32

Ossiam/Bloomberg/Standard & Poor's/Solactive AG/Sustainalytics, calculation by Ossiam

RISK PARAMETERS SINCE INCEPTION

29.03.2019

	ANNUALIZED VOLATILITY %	ANNUALIZED ALPHA %	BETA	1-YEAR TRACKING ERROR %	SHARPE RATIO	MAX DRAWDOWN %
Fund	10.88	2.14	0.68	0.42	0.96	-12.69
Index	10.88	2.43	0.68	—	0.99	-12.78
Investment Universe	14.71	—	—	—	0.84	-19.46

Ossiam/Bloomberg/Standard & Poor's/Solactive AG/Sustainalytics, calculation by Ossiam

IMPORTANT INFORMATION :The value of the investment and the income from it will vary and your initial investment amount cannot be guaranteed. ETFs trade on exchanges like stocks and are bought and sold at market prices which may be different from the net asset values of the ETFs.
Past performance is not a reliable indicator of future performance.

Risk Consideration: Please notice that the fund is subject to specific risks such as index risk, derivative and counterparty risk and geographic concentration, in addition to common market risk. To know more about these risks, please refer to the Key Investors Information Document and Prospectus prior to investing.

SYNTHETIC RISK & REWARD INDICATOR



The SRRI represents the risk and return profile as presented in the Key Investor Information Document (KIID). The lowest category does not imply that there is no risk. The SRRI is not guaranteed and may change over time.

INDEX DATA

Name	US ESG Minimum Variance Index NR * (USD)
Investment Universe	Solactive US Large Cap Net TR Index* (USD)
Bloomberg Ticker	ESGUSMVN Index
Inception Date	06.06.2011
Asset Class	Equity
Rebalancing Frequency	Monthly

FUND DATA

Custodian	State Street Bank Luxembourg S.A.
Legal Form	Sub fund of Ossiam Lux SICAV
UCITS	Yes
Dividends	Reinvested
Fund total AuM	USD 309,458,258
Share classe AuM	USD 157,999,355
Net Asset Value	USD 210.791
Number of Shares	749,554
Fund base Currency	USD
Share Class Currency	USD
ISIN	LU0599612412
Inception Date	07.06.2011
Replication Method	Physical
Total Expense Ratio	0.65%

DEALING INFORMATION

Cut-off	4:15 pm Luxembourg time
Minimum Investment (on the secondary market)	1 Share

Ticker for London Stock Exchange In fund currency (USD)	
Bloomberg Ticker	USMV LN
Ticker for London Stock Exchange in GBP	
Bloomberg Ticker	LUMV LN

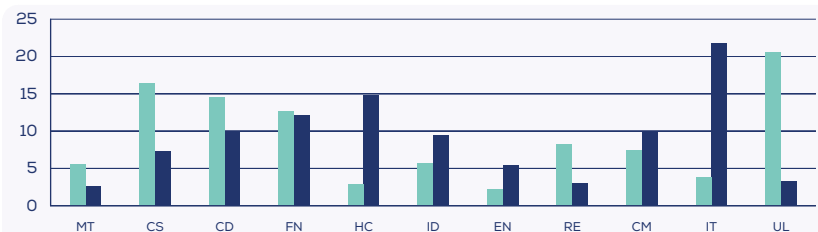
› Ossiam US Minimum Variance ESG NR UCITS ETF 1C (USD)

TOP 10 HOLDINGS (%)

29.03.2019

	US ESG Minimum Variance Index NR *	Solactive US Large Cap Net TR Index*	ESG Rating
NEWMONT MINING CORP	4.98	0.08	78.08
CME GROUP INC	3.26	0.24	53.25
BUNGE LTD	3.17	0.03	57.12
AUTOZONE INC	2.97	0.11	52.16
SEMPRA ENERGY	2.95	0.14	69.16
WALMART INC	2.80	0.58	50.37
REPUBLIC SERVICES INC	2.76	0.07	54.88
HERSHEY CO/THE	2.66	0.07	65.77
DUKE ENERGY CORP	2.57	0.27	63.09
MCDONALD'S CORP	2.54	0.62	57.37

Ossiam/Bloomberg/Standard & Poor's/Solactive AG/Sustainalytics, calculation by Ossiam

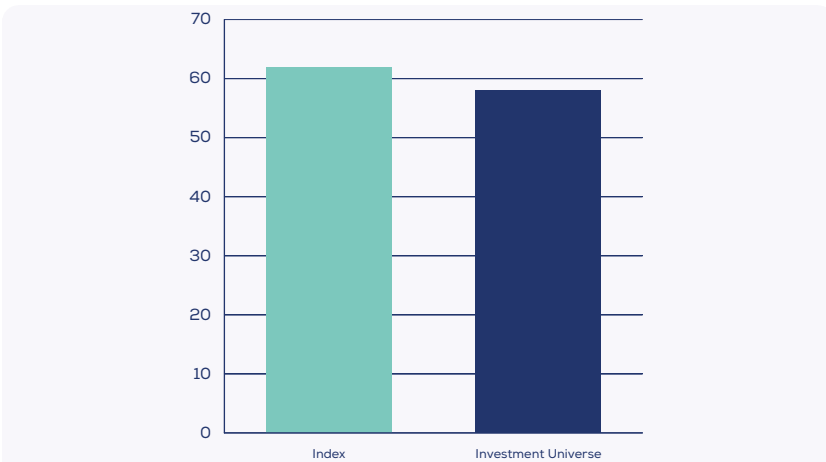


SECTOR ALLOCATION (29.03.2019)

■ US ESG Minimum Variance Index NR* (USD)
■ Solactive US Large Cap Net TR Index* (USD)

Ossiam/Bloomberg/Standard & Poor's/Solactive AG/Sustainalytics, calculation by Ossiam

MT : Materials • CS : Consumer Staples • CD : Consumer Discretionary • FN : Financials • HC : Health Care • ID : Industrials • EN : Energy • RE : Real Estate • CM : Communications Services • IT : Information Technology • UL : Utilities



ESG RATING AVERAGE (29.03.2019)

■ US ESG Minimum Variance Index NR* (USD)
■ Solactive US Large Cap Net TR Index* (USD)

Ossiam/Bloomberg/Standard & Poor's/Solactive AG/Sustainalytics, calculation by Ossiam

CONTACT / INFO

www.ossiam.com
mail : info@ossiam.com
TEL +33 1 84 79 42 70
80 av. de la Grande Armée
75017 PARIS - FRANCE

This document is a document of a commercial nature and not a document of a regulatory nature.

Ossiam Lux (the SICAV) is organized as an investment company with variable capital under the laws of the Grand-Duchy of Luxembourg and was approved by the Luxembourg market authority CSSF. The SICAV has appointed Ossiam as its management company, responsible for the investment management, administration and distribution of the SICAV. The management company has appointed State Street Luxembourg as Administrative Agent, Paying Agent, Domiciliary and Corporate Agent, Registrar and Transfer Agent of the SICAV. Ossiam, a subsidiary of Natixis Investment Managers (formerly Natixis Global Asset Management), is a French asset manager authorized by the Autorité des Marchés Financiers (Agreement No. GP-10000016).

This content of this document has been approved by Ossiam, a French regulated management company operating in the UK under a UCITS passport for marketing. When provided in the UK, this document is distributed for information purposes only to Professional Clients or Eligible Counterparties for the purposes of the FSA Handbook and may not be relied or acted upon by any other person.

The OSSIAM US MINIMUM VARIANCE ESG NR The financial instrument is not sponsored, promoted, sold or supported in any other manner by Solactive AG nor does Solactive AG offer any express or implicit guarantee or assurance either with regard to the results of using the Index and/or Index trade mark or the Index Price at any time or in any other respect. The Index is calculated and published by Solactive AG. Solactive AG uses its best efforts to ensure that the Index is calculated correctly. Irrespective of its obligations towards the Issuer, Solactive AG has no obligation to point out errors in the Index to third parties including but not limited to investors and/or financial intermediaries of the financial instrument. Neither publication of the Index by Solactive AG nor the licensing of the Index or Index trade mark for the purpose of use in connection with the financial instrument constitutes a recommendation by Solactive AG to invest capital in said financial instrument nor does it in any way represent an assurance or opinion of Solactive AG with regard to any investment in this financial instrument.

ACCESS TO THE PRODUCTS AND SERVICES FEATURED ON THIS PRESENTATION MAY BE SUBJECT TO RESTRICTIONS FOR CERTAIN PERSONS OR COUNTRIES, EITHER UNDER A GENERAL PROHIBITION OR UNDER MARKETING RULES. ACCORDINGLY, NO PRODUCT OR SERVICE PRESENTED ON THIS DOCUMENT SHALL BE PROVIDED BY OSSIAM TO ANY PERSON WHO IS NOT LEGALLY AUTHORIZED. THE SAME APPLIES FOR COUNTRIES FOR WHICH OSSIAM HAS NOT APPLIED FOR MARKETING AUTHORIZATION.